



# Denali Commission, Alaska

## *A Report to Our Citizens*



### THE DENALI COMMISSION WAS CREATED IN 1998 TO:

- Provide cost-effective delivery of Federal Government services by reducing administrative and overhead costs
- Address unemployment in rural communities by providing job training and economic development
- Promote rural development through power generation and transmission facilities, modern communication systems, and other facilities and systems related to basic quality of life

*The Commission, an independent federal agency, works with a variety of partners, including local and tribal governments, non-profits and communities to develop basic public infrastructure and opportunity in Alaska, particularly in rural and distressed locations.*

## Vision Statement

*Our vision is fully-developed and well-maintained infrastructure that supports a skilled labor force in a diversified and sustainable economy.*

### How we are organized

The Secretary of Commerce appoints a Federal Co-Chair and members (or their delegates) to the Denali Commission, representing the following organizations:

- Executive President of the American Federation of Labor and Congress of Industrial Organizations
- Governor of the State of Alaska
- President of the Alaska Federation of Natives
- President of the Alaska Municipal League
- President of the Associated General Contractors of Alaska
- President of the University of Alaska

The Denali Commission is staffed by federal employees, with additional personnel from partner organizations, including:

- Alaska Native Claims Settlement Act CEOs and Presidents
- Rural Alaska Community Action Program
- United States Department of Agriculture Rural Development
- State of Alaska Department of Commerce, Community and Economic Development
- State of Alaska, Governor's Office
- Alaska State Legislature

### Key Alaskan Demographics

Population: **676,987**

Number of distressed communities in Alaska: **207**

Number of non-distressed communities in Alaska: **121**

Alaska is the largest state in the US at **570,380 square miles**

### About economic distress in Alaska

A community is determined to be economically distressed in 2008 when:

- its average market income is less than \$14,782
- 70% or more of its residents earn less than \$14,782
- 30% or less of its residents older than 16 work in all four quarters

# How We Are Doing: A Report on Key Denali Commission Missions and Services



The Denali Commission funds the planning, design and construction of infrastructure projects and supports community capacity through the following:

- bulk fuel facilities, rural power system upgrades and power generation
- primary care health clinics
- career training
- business development and strategic plans
- cost reduction and private sector jobs
- city/village roads, all-terrain vehicle trails and board roads
- barge landings, regional ports, small harbors and boat launches
- hazardous waste management supplies, equipment and facilities

The Denali Commission carries out its vision, mission, and purpose through its core programs:

- Economic Development
- Energy Facilities
- Health Facilities
- Solid Waste
- Teacher Housing
- Training
- Transportation

## Performance Report on Key Indicators and Services in 2008

### → ECONOMIC DEVELOPMENT

*supporting development of public infrastructure through planning, private sector jobs, community wealth and the growth of businesses and ideas into long-term self-sustaining enterprises*

- 40 business plans developed through Alaska Marketplace 2008
- 17 Alaska Marketplace 2007 entrepreneur businesses provided with web design, marketing, and accounting

### → ENERGY FACILITIES

*providing safe and reliable infrastructure in Alaska*

- 11 Alternative-Renewable Energy projects in preconstruction and 2 in construction phases
- 45 bulk fuel facilities and 23 rural power system upgrades in the planning, design, and construction or renovation phases

### → HEALTH FACILITIES

*providing safe and appropriate health facilities infrastructure*

- 10 projects funded for construction and 2 projects funded for design

### → SOLID WASTE

*addressing deficiencies in solid waste disposal sites which threaten to contaminate rural drinking water supplies*

- 16 projects funded that provide hazardous waste management supplies, equipment, and facilities

### → TEACHER HOUSING

*supporting the rehabilitation, acquisition or new construction of housing for teachers, health professionals, and public safety officials*

- 13 projects funded supporting the rehabilitation, acquisition or new construction of housing for teachers, health professionals, and public safety officials

### → TRAINING

*supporting the Commission's investments in rural Alaska by providing training for careers that construct, operate and maintain the Commission's infrastructure projects*

- 13 statewide projects providing training to 1,638 youth for careers that help construct, operate and maintain the Commission's infrastructure projects
- 19 statewide projects providing training to 940 individuals for careers that help construct, operate and maintain the Commission's infrastructure projects

### → TRANSPORTATION

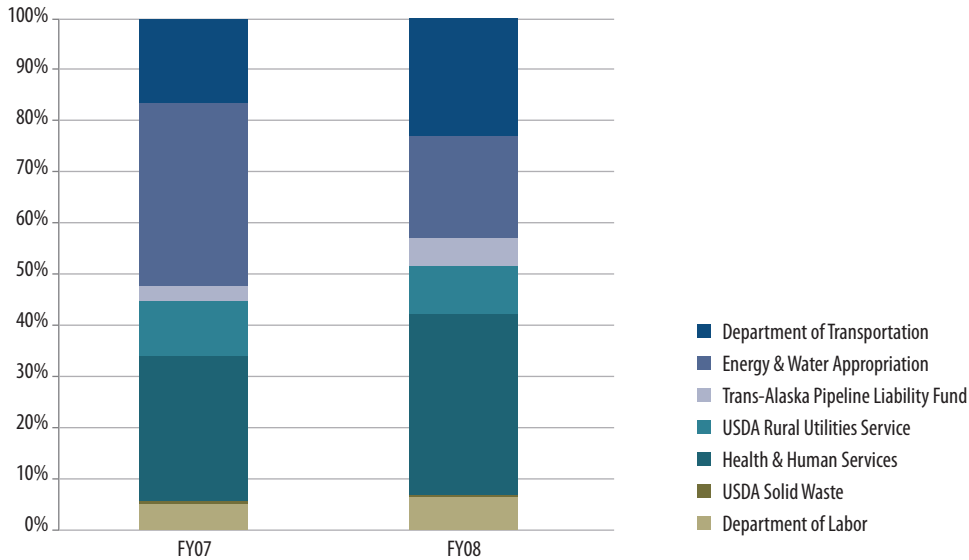
*providing access to communities and resources and improving safety and efficiencies for barge landings, small boat harbors, regional ports, and local roads*

- 36 funded road projects, barge landings, small boat harbor and regional port projects

*We base the information we report on input we receive. What would you like to see reported? Please let us know by contacting Joan Kane (jkane@denali.gov or 907-271-1414). Complete performance measurement information may be found on our website at [www.denali.gov](http://www.denali.gov)*

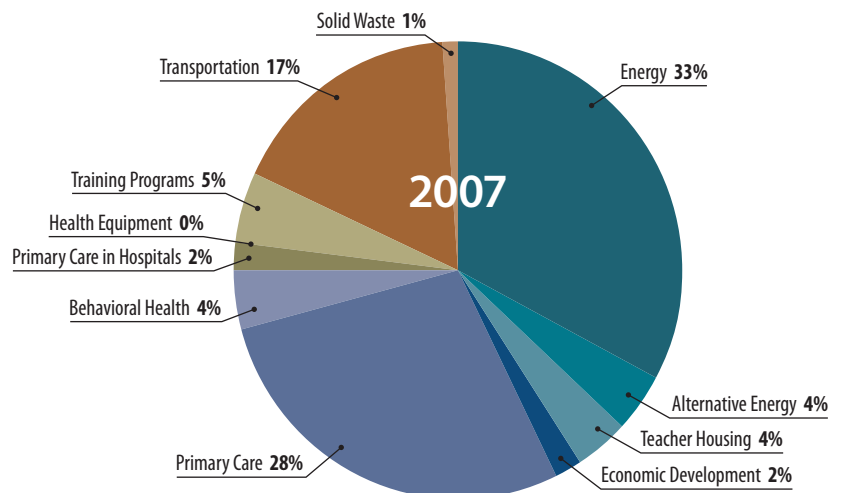
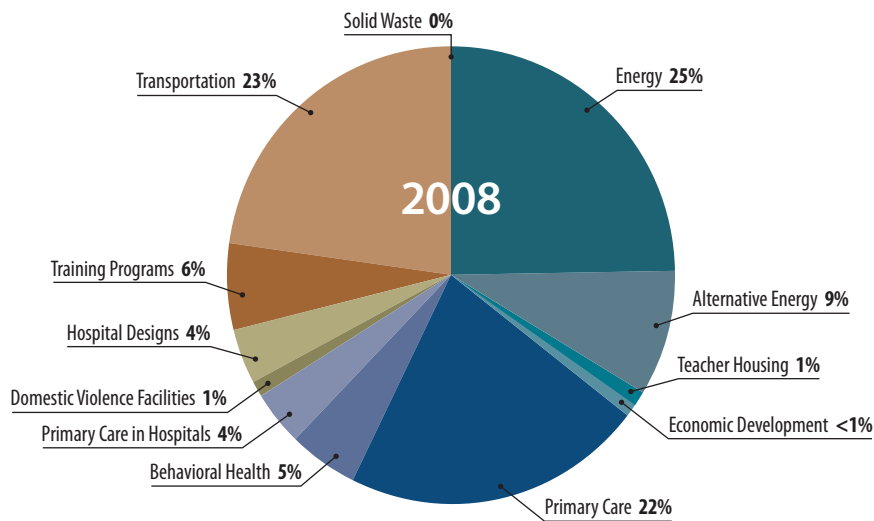
# Revenues and Expenses

## Denali Commission Funding Sources



Annual financial audits are conducted.  
 The FY07 audit resulted in a clean opinion.  
 The FY08 audit is not yet completed.

## Denali Commission Expenses



# What's Next? Future Challenges and Economic Outlook



Alaska's economy is as wide-ranging as its geography. Urban and suburban areas of the state such as the Municipality of Anchorage, Fairbanks North Star Borough, and the City and Borough of Juneau have a much higher per capita personal income and much lower unemployment rates than rural locations, such as the Yukon-Kuskokwim Delta (including the Wade Hampton Census Area), and areas of southeast, northern, and western Alaska.

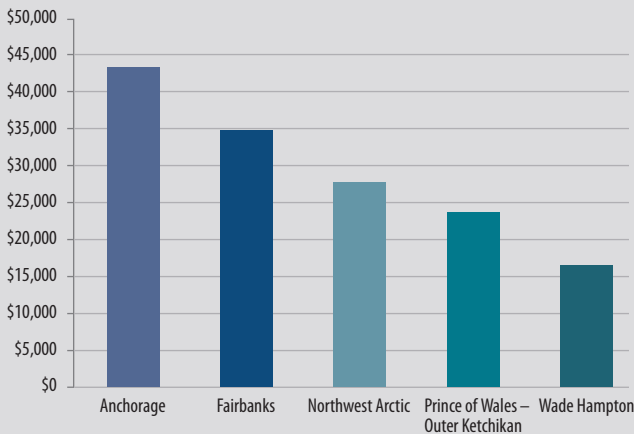
Although Alaska's economy continues to develop and diversify, the state's largest employer is the government—at the federal, state, and local level. Future challenges to the state, as well as the Denali Commission, include:

- Energy costs
- Population migration into and out of communities
- Tax cuts
- Reduction in state and federal services
- Natural disasters
  - Climate change
  - Coastal erosion
  - Earthquakes
- Changes in the private sector
  - Alaska Native Claims Settlement Act Corporations
  - Construction
  - Oil and Gas
- Depletion and development of natural resources
- Lack of current economic and demographic data across regions and by community

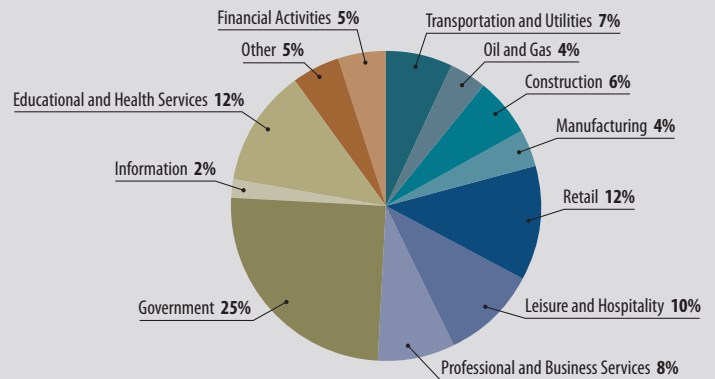
## AUGUST 2008 UNEMPLOYMENT RATE



## 2006 PER CAPITA PERSONAL INCOME



## 2007 EMPLOYMENT BY WAGE AND SALARY



### We want to hear from you.

Do you like this report? Do you believe it should include any other information? Please let us know by contacting Joan Kane (907-271-1414 or [jkane@denali.gov](mailto:jkane@denali.gov)). Complete performance measurement information can be found on our website at [www.denali.gov](http://www.denali.gov)

### Denali Commission

510 L St Ste 410  
Anchorage, Alaska 99501  
907.271.1414  
907.271.1415 (Fax)