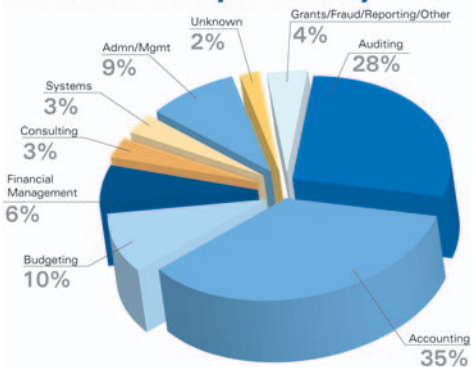


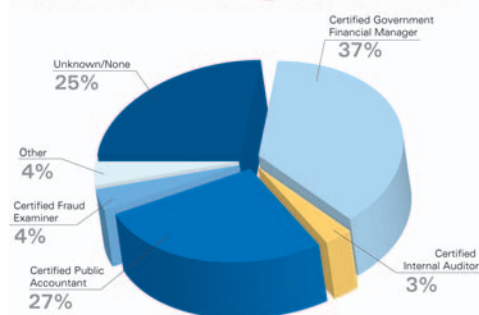
Who Are Our Members?

Diversity continues to be AGA's greatest strength. AGA's 15,000 members work for state and local governments, federal agencies, academic institutions, private firms and tribal organizations. The Association's membership crosses all fields and disciplines, including accounting, auditing, budgeting, contract management, finance, grants management and systems. AGA members are students and entry-level employees and mid-level professionals and senior executives and elected officials. No other professional association boasts such a diverse membership.

Areas of Responsibility



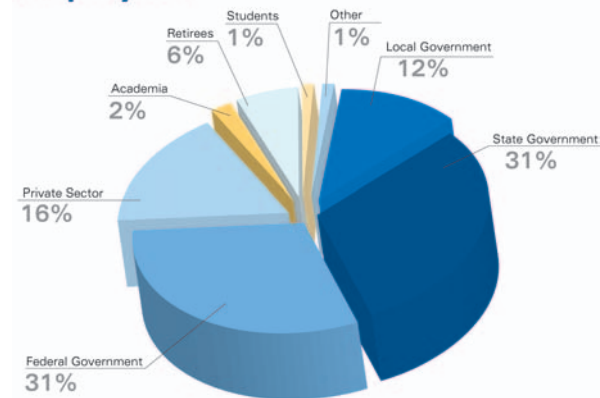
Professional Designations Held



Membership Demographics

AGA members are employed by state and local governments (43%), the federal government (31%) and the private sector (16%). The remainder is made up of students, retirees and academicians. These individuals hold middle (73%) to senior level (20%) positions in their respective workplaces.

Employers



Regarding gender, just over half of AGA members are female (51%). AGA members represent a wide spectrum of ethnic backgrounds - African American, Asian, Chicano/Mexican American, Latino, Native American, Puerto Rican and Caucasian.

Highest Degrees Earned

