

State of South Dakota

Fiscal Year 2019 Citizen-Centric Report

About South Dakota

South Dakota has often been referred to as the land of infinite variety. That variety is reflected in everything from our weather to our scenery, our economy to our state symbols. South Dakota ranks 16th in size among the 50 states. It was the 40th state to join the Union in 1889 and encompasses 75,885 square miles, averaging 12 people per square mile. South Dakota boasts more miles of shoreline than the state of Florida and the highest point in the United States east of the Rocky Mountains.

Profile of the Government

Structure: State government is comprised of three distinct and separate branches of government: legislative, executive, and judicial. The legislature is composed of a 35-member Senate and a 70-member House of Representatives. Legislators are elected for two-year terms and limited to four consecutive terms for the same seat. The Governor may be elected for two consecutive four-year terms. Heads of state departments are appointed by and serve at the pleasure of the Governor. The judicial branch is governed by the Unified Judicial System consisting of the Supreme Court, circuit courts, and courts of limited jurisdiction.

Budget Process: State law requires annual preparation and approval of the State's budget, which has a fiscal year of July 1st through June 30th. The Governor presents the annual budget to the State Legislature by the first Tuesday after the first Monday in December. The legislature is required to approve a budget by the end of the legislative session. The Constitution of the State of South Dakota requires the legislature to pass a balanced annual budget in which expenditures and appropriations may not exceed anticipated revenue. Annual budget information can be found on the Bureau of Finance and Management website at bfm.sd.gov/budget.

Demographic and Economic Indicators	2016	2017	2018	2019
State Real GDP (millions)*	\$45,686	\$45,619	\$46,491	\$46,828
Farm Income (millions)	\$1,009	\$939	\$1,447	N/A
Nonfarm Income (millions)*	\$40,951	\$42,336	\$44,619	\$46,466
US/SD Unemployment Rate (percent)	4.9/3.0	4.4/3.2	3.9/3.0	3.7/2.9
Per Capita Personal Income*	\$48,627	\$49,554	\$52,216	\$53,899
Resident Population*	862,890	873,286	882,235	884,659

N/A - Information for the given demographics was not yet available at the time of this publication.

* 2019 data are estimates.

Elected Officials

Governor

Kristi Noem

Lieutenant Governor

Larry Rhoden

Secretary of State

Steve Barnett

Attorney General

Jason Ravnsborg

State Auditor

Rich Sattgast

State Treasurer

Josh Haeder

School and Public Lands

Ryan Brunner

Public Utilities Commission

Kristie Fiegen

Gary Hanson

Chris Nelson

Legislative Branch

President Pro Tempore Brock L. Greenfield

Speaker Steve Haugaard

Senate Majority Leader Kris K. Langer

Senate Minority Leader Troy Heinert

House Majority Leader Lee Qualm

House Minority Leader Jamie Smith

Judicial Branch

Chief Justice David E. Gilbertson

Justice Janine M. Kern

Justice Steven R. Jensen

Justice Mark E. Salter

Justice Patricia J. DeVaney

US Congressional Delegation

Senator Mike Rounds

Senator John Thune

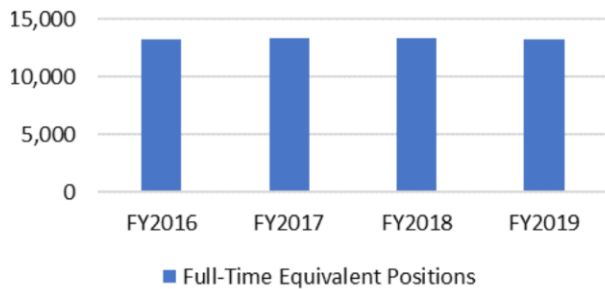
Representative Dusty Johnson

For further economic information, please refer to the Bureau of Finance and Management's website at bfm.sd.gov/dashboards.

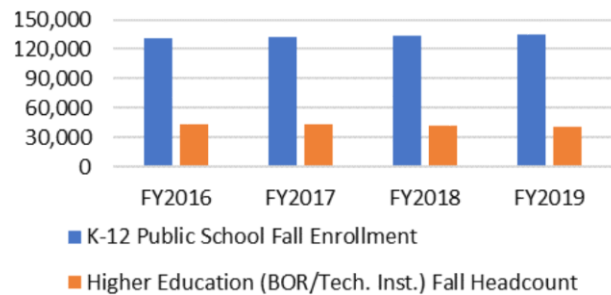
South Dakota Performance Measures

The below metrics look at key indicators within the specific expenditure categories of state government – All Government, Education, Agriculture and Natural Resources, Transportation, Taking Care of People, and Protecting People.

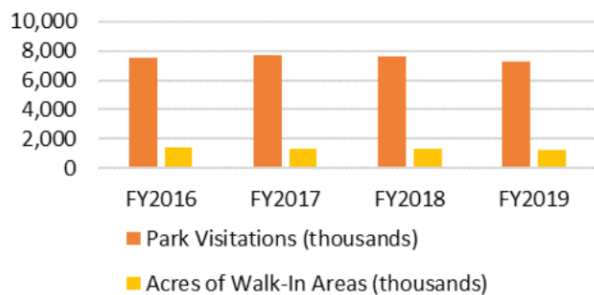
State Government



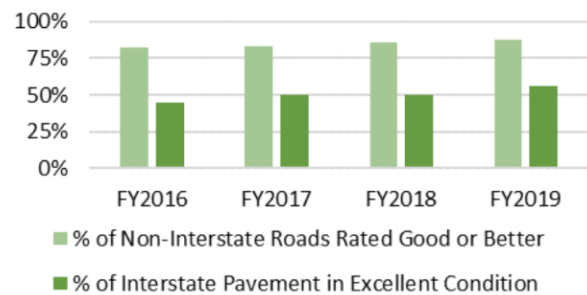
Education



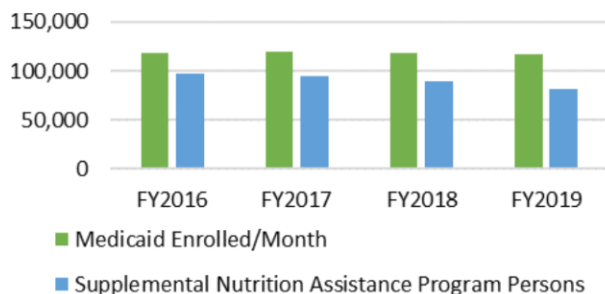
Agriculture and Natural Resources



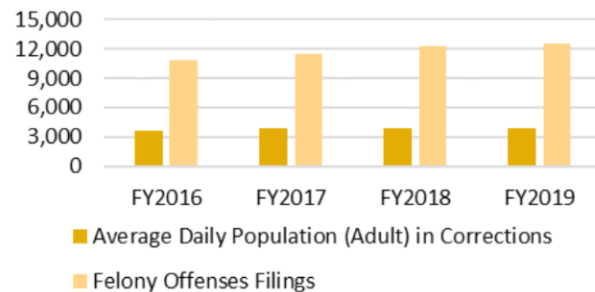
Transportation



Taking Care of People



Protecting People

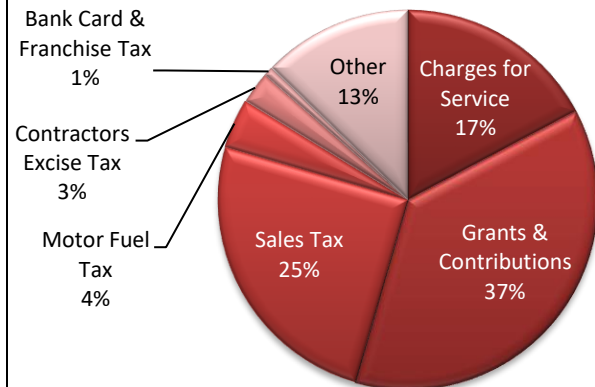


Financial Summary of South Dakota

Total Primary Government Revenues

Total revenue increased \$150.7 million from FY2018 to FY2019. In FY2019, South Dakota received 41% of its revenues from taxes (sales, motor fuel, contractors excise, bank card, bank franchise, and other taxes), and 37% from federal grants and contributions. Charges for service accounted for 17%. Revenues include all funds and are reported under the accrual basis of accounting.

FY2019 Revenue Source

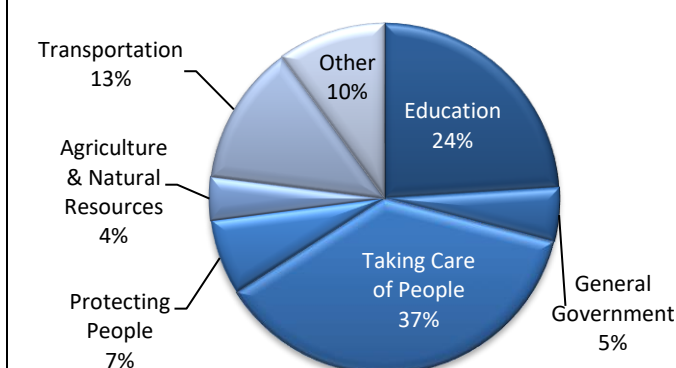


Revenue Source	FY2018 (thousands)	FY2019 (thousands)
Grants & Contributions	\$ 1,554,231	\$ 1,620,350
Sales Tax	1,025,111	1,089,336
Charges for Service	729,902	751,334
Motor Fuel Tax	183,441	184,027
Contractors Excise Tax	112,518	118,873
Bank Card & Franchise Tax	31,448	35,411
Other	566,650	554,693
Total Revenues	\$ 4,203,301	\$ 4,354,024

Total Primary Government Expenses

Total expenses increased \$250.7 million from FY2018 to FY2019. In FY2019, Taking Care of People (Health, Human and Social Services) accounted for 37% of the State's expenses, followed by 24% to Education (K-12 and post-secondary), 12% to Transportation (constructing and maintaining roads and bridges), and 7% to Protecting People (law, justice, public protection, and regulation). Expenses include all funds and are reported under the accrual basis of accounting.

FY2019 Program Expense



Program Expense	FY2018 (thousands)	FY2019 (thousands)
Taking Care of People	\$ 1,500,037	\$ 1,552,490
Education	971,540	1,002,056
Transportation	455,118	533,336
Protecting People	258,727	301,008
General Government	217,355	215,879
Agriculture & Natural Resources	144,690	155,789
Other	362,571	400,164
Total Expenses	\$ 3,910,038	\$ 4,160,722

An independent audit was conducted, resulting in a clean audit opinion. Complete financial information can be found on the Bureau of Finance and Management's website at bfm.sd.gov/cafr.

Looking Forward

South Dakota sets an example for the nation in many areas, but we continue to look for ways to improve our programs and services. Below are specific plans to invest in new and growing industries and improve public safety.

Investing in Next Generation Industries

Governor Noem is preparing South Dakota for tomorrow by increasing high-speed internet access, bolstering cybersecurity development, and investing in healthcare training programs.

Connecting South Dakota

- This year, Governor Noem invested \$5 million that leveraged more than \$11.4 million in project costs to increase connectivity across South Dakota.
- Eight projects were awarded funding to bring internet access to approximately 4,800 households and more than 100 businesses in underserved parts of South Dakota.
- Governor Noem's budget proposal for Fiscal Year 2021 allocates \$5 million in one-time funds to continue expanding internet access – and online opportunity – throughout the state.

Bolstering Cybersecurity

- Governor Noem's budget proposal for Fiscal Year 2021 invests \$396,000 for the Cyber Incubator and Entrepreneurial Center at Dakota State University.
- This investment will further enhance DSU's cybersecurity operation to spur economic development, visibility, and thought-leadership – in turn, providing greater opportunities for South Dakota families and helping keep top talent in South Dakota.

Investing in Healthcare Training Programs

- South Dakota continues to see a greater demand for health professionals, and Governor Noem is allocating dollars to train the workforce to meet it.
- Governor Noem's budget invests \$5 million toward the construction of a new School of Health Sciences Buildings at the University of South Dakota.

Improving Public Safety

Governor Noem is prioritizing the safety of our families and communities by combating the meth epidemic and equipping law enforcement with modernized communication tools

Combating the Meth Epidemic

- Compared to the national average, twice as many children in South Dakota, ages 12 to 17, have reported meth use in the past year.
- From 2014 to 2018, South Dakota has seen a 200 percent increase in people seeking treatment with a primary diagnosis of meth.
- Addiction to meth requires more intensive therapy than many other addictions, which is why providing the necessary resources is crucial to combating the meth crisis in South Dakota.
- Governor Noem is committing \$3.7 million to support intensive meth treatment and law enforcement.
- With this funding, Governor Noem has made a commitment to ensure the criminal justice system has the necessary resources to enforce the law.

Equipping Law Enforcement

- In 2003, South Dakota created the state radio system that formed a single, uniform communications system for first responders across the state. The aging infrastructure and software need an update.
- Governor Noem's budget dedicates \$5.1 million to improve the statewide communication systems for local law enforcement and first responders across South Dakota.
- This builds on the \$4.6 million appropriated by Governor Noem and the legislature last year to fulfill the State's commitment to law enforcement and ensure a smooth transition to the new, modernized system.

We want to hear from you! Do you like this report? Do you believe it should include any other information? Please let us know by contacting bfminfo@state.sd.us

