



A REPORT TO OUR CITIZENS MONTGOMERY Alabama

Fiscal Year 2020 • October 1, 2019 to September 30, 2020

Demographics



Est. Population
2019– 198,525
2018– 198,218



Median Age
2019– 35.6
2018– 36.0



Median Household
Income
2019– \$48,011
2018– \$44,339



Median Home Value
2019– \$121,200
2018– \$118,000



Rate of Residents with
a High School Diploma
2019– 86.3%
2018– 85.4%



Rate of Residents with
a College Diploma
2019– 32.8%
2018– 31.8%



Poverty Rate
2019– 20.6%
2018– 22.1%



City Employees
(Full Time Equivalent)
2020– 2,267
2019– 2,352

Data source: QuickFacts by
U.S. Census Bureau. 2019
estimates are most recent
data available.

About the City of Montgomery

Recently celebrating its bicentennial, the City of Montgomery serves as the state capital of Alabama and its third largest city. Our city government is led by Mayor Steven Reed and the nine members of the Montgomery City Council.

Situated along the Alabama river, Montgomery is an attractive destination to a multitude of industries. Montgomery is home to Maxwell Airforce Base, Hyundai Motor Manufacturing Alabama, and several higher education institutions. Cultural institutions include the Montgomery Museum of Fine Arts, Davis Theatre for the Performing Arts, the Rosa Parks Museum and the W. A. Gayle Planetarium, one of the largest in the Southeast.

Mission and Goals

The mission of our city government is to provide outstanding public services to our citizens, ensure the health and safety of our community, provide infrastructure, and support economic development by recruiting new businesses and encouraging the expansion of existing businesses.

In 2020, the City adopted the ambitious Envision Montgomery 2040 Comprehensive Plan, a collaborative effort of more than 1,000 residents to set a bold and aspirational vision for the community. Explore the plan at envisionmontgomery2040.org



CITY PERFORMANCE

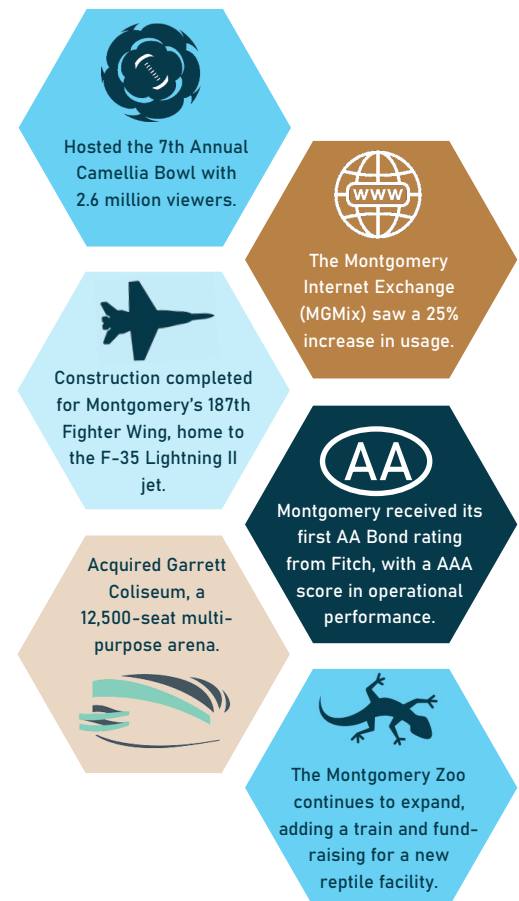
How are we doing?

A number of measures are used to gauge city performance. Select key performance indicators, and their trend over time, are shown below for fiscal years (FY) 2016 to 2020.

Economic Development	FY 2016	5-Year Trend	FY 2020
Number of Jobs in Montgomery <i>(in thousands)</i> ¹	176.4		168.1
Montgomery Unemployment Rate ¹	5.6%		8.6%
Number of Business Licenses Issued	16,089		10,012
Number of Building Permits Issued	9,064		8,825
Our city saw steady economic growth through 2019, with our city achieving an unemployment rate low of 2% prior to the pandemic. COVID-19 negatively impacted these economic development indicators as of the end of 2020.			
Public Works	FY 2016	5-Year Trend	FY 2020
Streets Resurfaced <i>(in tons of paving material)</i>	32,031		28,758
Miles of Streets Maintained	1,070		1,098
Refuse Collected <i>(in tons)</i>	107,849		128,761
In response to the pandemic, street resurfacing slowed while refuse collection increased by 21%. All refuse is processed for recyclables by RePower South.			
Culture & Recreation	FY 2016	5-Year Trend	FY 2020
Park Acreage	1,857		1,876
Number of Golf Rounds Played	33,400		32,708
Public Library Circulation	667,157		547,601
Public Safety	FY 2016	5-Year Trend	FY 2020
Number of Arrests	9,436		6,375
Number of Fire Emergency Responses	32,734		36,432
In FY 2020 we saw a 30% decline in arrests and a decline in both violent and non-violent crimes, which declined by 1.5% and 0.7% respectively.			

¹Numbers taken from final month of each fiscal year. Data source: Bureau of Labor Statistics. Unmarked data was sourced from city Annual Reports.

Accomplishments



Want more information?

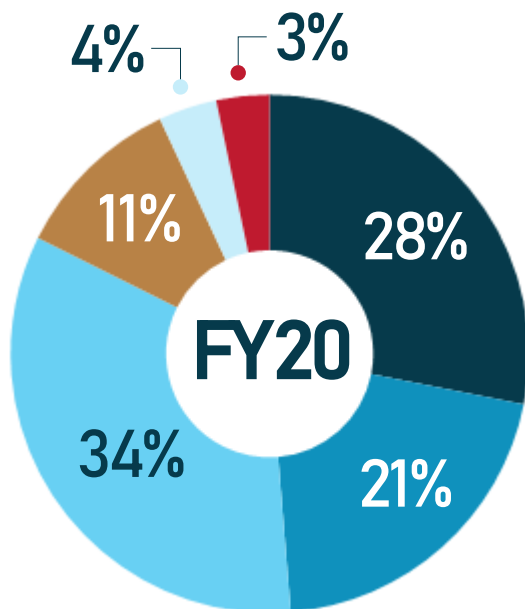
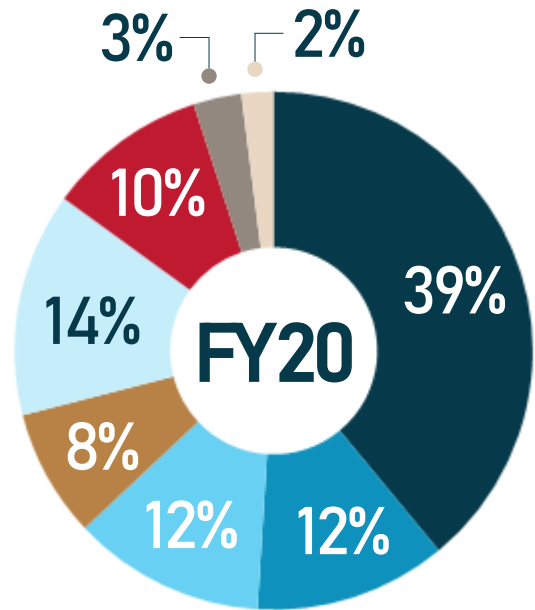
The city provides open access to city data via Open Data Montgomery. View dashboards and download datasets by visiting opendata.montgomeryal.gov or scanning the QR code below.



FINANCIAL PERFORMANCE

Revenues *(in thousands)*

Revenue Source	FY 2020	FY 2019	+/-
■ Sales Taxes	\$115,208 (39%)	\$111,275 (39%)	+4%
■ Property Taxes	33,900 (12%)	33,165 (12%)	+2%
■ Business License Taxes	35,387 (12%)	35,129 (12%)	+1%
■ Other Taxes	24,150 (8%)	28,601 (10%)	-16%
■ Charges for Services	44,426 (14%)	46,774 (16%)	-5%
■ Operating Grants & Contributions	29,317 (10%)	16,034 (6%)	+83%
■ Capital Grants & Contributions	7,432 (3%)	9,821 (3%)	-24%
■ Other	16,644 (2%)	6,853 (2%)	+143%
Total Revenue	\$306,413	\$287,651	+7%



Expenditures *(in thousands)*

Expenditures by Function	FY 2020	FY 2019	+/-
■ General Government	\$79,983 (28%)	\$65,786 (22%)	+22%
■ Public Works	58,540 (21%)	55,562 (19%)	+5%
■ Public Safety	95,793 (34%)	114,890 (39%)	-17%
■ Culture & Recreation	30,302 (11%)	40,054 (13%)	-24%
■ Interest on Long-term Debt	10,387 (4%)	11,216 (4%)	-7%
■ Other:			
Montgomery Area Transit System	1,842	1,974	-7%
Montgomery Zoo	4,549	5,148	-12%
Garrett Coliseum	157	—*	—*
Municipal Golf	2,152	2,019	+7%
Montgomery River Boat	712	1,236	-42%
Other Subtotal	9,412 (3%)	10,377 (3%)	-9%
Total Expenditures	\$284,417	\$297,884	-5%

*Garrett Coliseum was acquired by Montgomery in FY 2020



Complete financial information, including Annual Reports and Budgets, can be found on our website. An independent audit was completed for each year presented, resulting in unmodified (clean) opinions.



MOVING FORWARD

COVID-19 Pandemic

During the COVID-19 pandemic, the health of our community has been a top priority. The city has worked closely with state and federal officials to keep our citizens safe, while mitigating the impact to local businesses and the economy. We have strived to maintain the same level of city services, when safe to do so, and will continue to gauge how we can best serve the community in a safe and effective manner.

- Despite COVID-19, Montgomery did not see an overall decrease in revenue in FY 2020. Increases in sales tax revenue compensated for declines in other revenue sources like Lodging tax.
- In 2020 we were able to avoid city employee furloughs and layoffs by delaying merit raises and health insurance increases.
- For up-to-date COVID-19 resources visit www.montgomeryal.gov/live/coronavirus

The Future of Montgomery





The future of the City of Montgomery is bright as we are constantly growing and improving upon our mission.

Economic Development will continue to be a focus of our city government, as we continue to revitalize our downtown and diversify the local economy:

- Recent revitalization programs include the Montgomery Riverwalk Stadium, Riverfront Park, grant funding to 14 neighborhoods, and a \$50 Million capital improvement plan.
- MGMix and the Montgomery Techlab, a new startup accelerator, establish our city as a tech hub and attract diverse businesses.
- Montgomery Whitewater Park is expected to open in summer 2023.
- Repairs on the Garrett Coliseum, pictured above, are scheduled to begin thanks to a \$12 million agreement with Alabama Power Company to provide climate control.
- In 2020, our city was recognized for our revitalization efforts and included in the Cities for Financial Empowerment Fund's CityStart initiative.



Connect

-  @MontgomeryAlabama
-  @CityofMGM
-  @City of Montgomery Alabama
-  www.MontgomeryAL.gov

Feedback

We want to hear from you!
How do you like our report?
Please let us know at
CCR@MontgomeryAL.gov

