



# A Report to the Residents of CHRISTIANSBURG VA

Fiscal Year 2021-2022 • July 1, 2021 to June 30, 2022



Photo by Katie Mallory

## Who Are We?

As the fourth largest town in Virginia, Christiansburg serves as a destination for retail, dining, recreation and community events. Settled within stately views of the Blue Ridge Mountains, the Town is located minutes from Virginia Tech, Radford University and two major hospitals. Christiansburg is conveniently located at the crossroads of three major highways: I-81, US Route 11 and US Route 460. VA Routes 8 and 114 also provide connectivity to the Town. Proximity cultivates an environment of diverse opportunities both within the Town and regionally.

The Town of Christiansburg operates under a Council-Manager form of government. The Town Council is the legislative body of the Town, comprised of the Mayor and six council members who enact laws, determine policies and adopt the annual budget. Every year, the Town Council appoints the Town Manager, Chief of Police, Treasurer, Clerk of Council and the Town Attorney. Members of Town Council may be contacted at [towncouncil@christiansburg.org](mailto:towncouncil@christiansburg.org).

### Mission:

The Town of Christiansburg is committed to providing quality services and amenities to residents and visitors; to operating in an honest and transparent manner; and to supporting an environment where residents, businesses and community thrive.

## Town Council



Mayor  
Mike Barber



Vice Mayor  
Henry Showalter



Councilman  
Sam Bishop




Councilwoman  
Johana Hicks



Councilwoman  
Tanya Hockett



Councilman  
Casey Jenkins



Councilman  
Tim Wilson

## Select Demographics

Source: Quick Facts, U.S. Census Bureau

2020 Census Population	23,348
Median Age	39 Years
High School Graduate or Higher	92.9%
Bachelor's or Higher	42%

## Town Priorities



Active destination for culture, recreation, entertainment, retail, commerce, & service



Partner with businesses & residents



Clean, green, healthy & safe



Good governance & sound financial entity



Well-informed & actively engaged residents



Everyone's hometown

# Performance Metrics



## Active Destination

Recreation and Aquatics programs provide a space for residents to improve their quality of life by exercising and socializing with others. As the retail hub of the New River Valley, Christiansburg continues to be a regional resource for shopping and recreation opportunities. With quality facilities like the Aquatic Center and new

facilities like Christiansburg Huckleberry Park, (the new approx. 50-acre park expected to be completed early 2023) Christiansburg anticipates an influx in visitors, benefiting local businesses through tourism.

Recreation Programs  
Recreation Sports Visitors  
Aquatics Programs  
Aquatic Sports Visitors  
New Businesses

	FY2020	FY2021	FY2022
Recreation Programs	490 <sup>1</sup>	402 <sup>2</sup>	569
Recreation Sports Visitors	33,750 <sup>1</sup>	59,865 <sup>2</sup>	54,071
Aquatics Programs	1,536 <sup>3</sup>	1,142 <sup>2</sup>	2,290
Aquatic Sports Visitors	57,195 <sup>3</sup>	4,564 <sup>2</sup>	38,454
New Businesses	127	104	77

<sup>1</sup> Affected by COVID-19 shutdowns.

<sup>2</sup> Affected by COVID-19 indoor versus outdoor restrictions.

<sup>3</sup> Majority of the Aquatic season completed by the time COVID-19 shutdowns occurred.



## Clean, Green, Healthy & Safe

In 2022, Town Council created the Sustainability Committee in an effort to further discuss the Town's environmental concerns and better communicate ways the Town has worked toward a more clean, green and healthy community. The committee ran its inaugural campaign in the fall of 2022 which included information on recycling, solid waste, and seasonal cleanups. In terms of safety, Christiansburg first responders are committed to serving the community in a professional and timely manner while still covering a wide range of territory. Christiansburg Rescue's call volume for FY 2022 is the highest among all Montgomery County EMS agencies.

Fire Calls  
Rescue Calls  
Police Calls  
Waste Water Treated Daily  
Solid Waste Collected  
Recycling Collected

	FY2020	FY2021	FY2022
Fire Calls	847	967	938
Rescue Calls	4,511	4,527	4,893
Police Calls	22,651	23,344	26,431
Waste Water Treated Daily	3.5 M gal.	3.8 M gal.	2.7 M. gal. <sup>1</sup>
Solid Waste Collected	6,780 tons	7,023 tons	7,395 tons
Recycling Collected	1,135 tons	1,117 tons	1,049 tons

<sup>1</sup> Decrease attributable to improvements in sewer line infrastructure and an overall decrease of stormwater infiltration into older pipes.



## Informed & Engaged Residents

Town social media platforms have 13,750 Facebook followers, 1,769 Instagram followers and 3,066 Twitter followers. The Town also keeps residents informed through its website and notification systems about Town initiatives ([christiansburg.org/NotifyMe](https://christiansburg.org/NotifyMe)) and about emergencies specific to your address ([christiansburg.org/Alerts](https://christiansburg.org/Alerts)). Stay in the know about Town Council and its committees, as well as Planning Commission, by watching meetings at [christiansburg.org/YouTube](https://christiansburg.org/YouTube).

Facebook - Town Page

Net Followers  
People Reached  
Engagement

	FY2020	FY2021	FY2022
Net Followers	591	1,867	1,294
People Reached	111,107	296,261	279,072
Engagement	59,940	134,371 <sup>1</sup>	46,362

<sup>1</sup> Affected by Covid-19 and an increase in virtual offerings and postings.



## Partner with Businesses & Residents

The Town of Christiansburg hosts many special events throughout the year, in an effort to bring the community together. These events often connect citizens and visitors with local food, drink and entertainment businesses. The Christiansburg Farmers Market offers a great space for local vendors to sell their products while

also offering quality food to residents. As Christiansburg continues to grow, so does the need for housing. The Town assists developers with plans for new housing units to ensure a variety of safe options that meet the various needs of our residents.

Special Events  
Market Vendors  
New Housing Units

	FY2020	FY2021	FY2022
Special Events	7 <sup>1</sup>	4 <sup>1</sup>	26 <sup>1</sup>
Market Vendors	13 <sup>2</sup>	19 <sup>2</sup>	17 <sup>2</sup>
New Housing Units	142	97	85

<sup>1</sup> Only includes special events coordinated by the Parks and Recreation Department. Decrease in FY21 due to restrictions from the pandemic.

<sup>2</sup> Vendors as of the first Farmers Market of the season.



## Good Governance & Financial Entity

The Finance Department manages the Town's balanced budget and ensures the Town is financially stable and prepared for unforeseen emergencies. The Christiansburg Finance Department has been awarded the Certificate of Achievement for Excellence in Financial Reporting for the tenth year in a row. Learn more about

the local government financial budgeting and accounting process at [christiansburg.org/Budget](https://christiansburg.org/Budget).

Taxes Collected  
Utilities Collected  
Portfolio Invested  
Debt Managed

	FY2020	FY2021	FY2022
Taxes Collected	\$20.6 M	\$21.2 M	\$24.5 M
Utilities Collected	\$13.2 M	\$12.7 M	\$13.2 M
Portfolio Invested	\$5.9 M	\$5.9 M	\$5.9 M
Debt Managed	\$14.1 M	\$12.3 M	\$20.2 M <sup>1</sup>

<sup>1</sup> New debt issued for construction of Christiansburg Huckleberry Park.



## Everyone's Hometown

The Neighborhood Services Division of the Building Department protects the welfare of residents and increases quality of life in Christiansburg by enhancing the appearance of neighborhoods and business districts ([christiansburg.org/NeighborhoodServices](https://christiansburg.org/NeighborhoodServices)). The Building Department also issues permits, requiring inspections that ensure code regulations are met so residents can safely live in Christiansburg. New sidewalks promote connectivity and access to residences and businesses.

Neighborhood Services Cases  
Building Permits  
New/Replaced Sidewalk <sup>2</sup>

	FY2020	FY2021	FY2022
Neighborhood Services Cases	210	855 <sup>1</sup>	762
Building Permits	1,717	1,570	1,213
New/Replaced Sidewalk <sup>2</sup>	3,178 ft.	6,789 ft.	6,927 ft.

<sup>1</sup> Significant increase due to the creation of the Neighborhood Services Division in March 2020 to manage code enforcement.

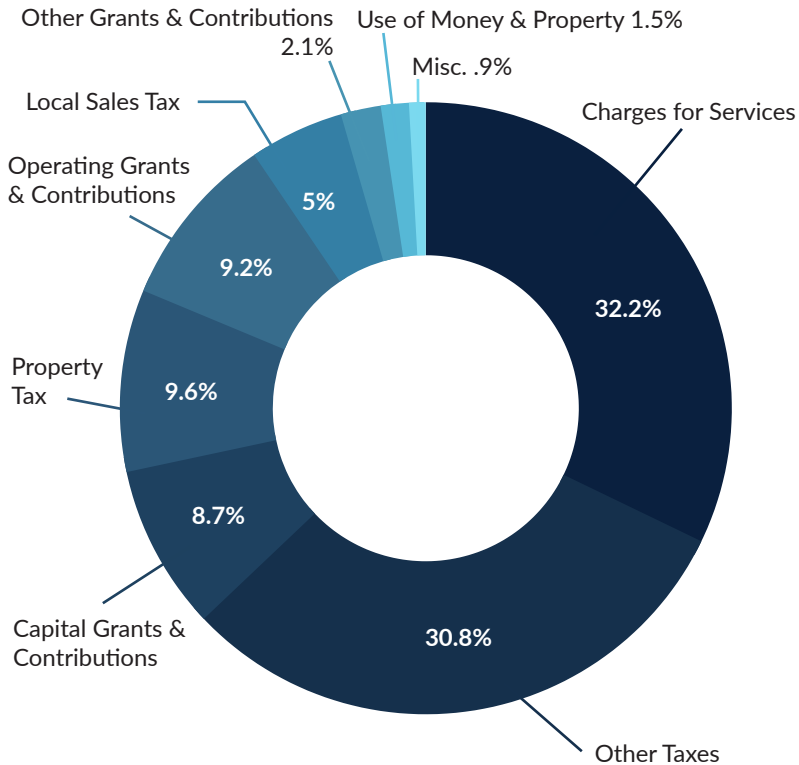
<sup>2</sup> Metric is primarily affected by capital projects.



# Financial Data



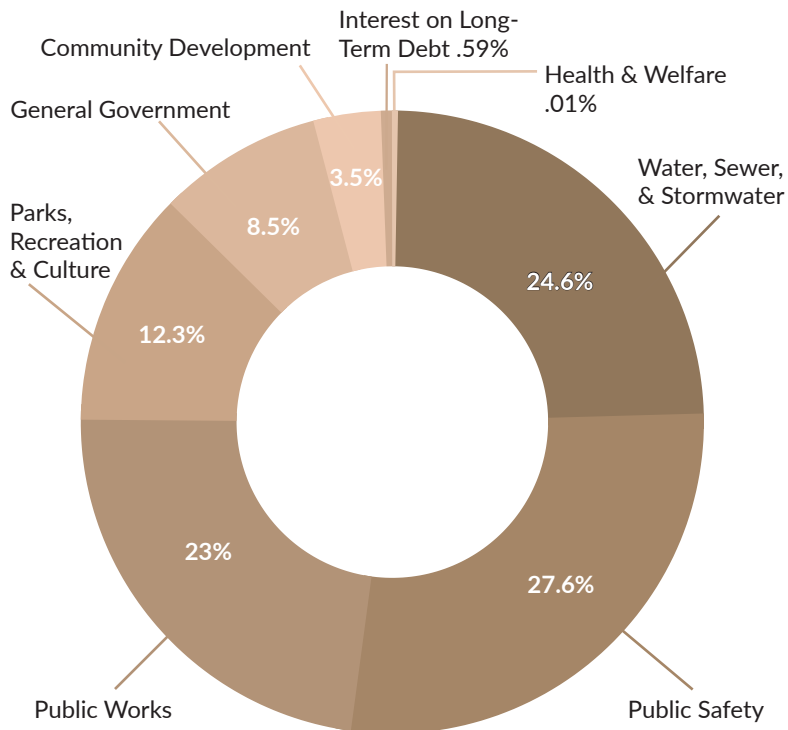
## Fiscal Year 2021-2022 - Percent of Actual Revenues



## Revenues

Source	Actual FY 2020-2021	Actual FY 2021-2022	Percent Change
Charges for Services	\$16,705,228	\$17,408,600	4%
Other Taxes	\$13,629,457	\$16,653,897	18%
Capital Grants & Contributions	\$2,730,234	\$4,729,232	42%
Property Tax	\$5,167,035	\$5,211,058	1%
Operating Grants & Contributions	\$7,305,326	\$5,002,401	-46%
Local Sales Tax	\$2,371,546	\$2,706,608	12%
Other Grants & Contributions	\$1,102,072	\$1,147,013	4%
Use of Money & Property	\$526,196	\$800,227	34%
Miscellaneous	\$545,312	\$478,015	-14%
<b>Total</b>	<b>\$50,082,406</b>	<b>\$54,137,051</b>	

## Fiscal Year 2021-2022 - Percent of Actual Expenditures



## Expenditures

Function	Actual FY 2020-2021	Actual FY 2021-2022	Percent Change
Water, Sewer & Stormwater	\$10,867,704	\$10,630,540	-2%
Public Safety	\$12,747,192	\$11,931,566	-7%
Public Works	\$7,292,765	\$9,953,474	27%
Parks, Recreation, & Culture	\$3,857,202	\$5,306,007	27%
General Government	\$3,547,209	\$3,692,378	4%
Community Development	\$1,278,181	\$1,513,463	16%
Interest on Long-Term Debt	\$206,390	\$251,511	18%
Health & Welfare	\$4,719	\$4,719	0%
<b>Subtotal</b>	<b>\$39,801,362</b>	<b>\$43,283,658</b>	
<b>Capital Expenditures</b>	<b>\$9,590,437</b>	<b>\$15,924,574</b>	
<b>Total</b>	<b>\$49,391,799</b>	<b>\$59,208,232</b>	

## Financial Structure The Town manages revenues and expenditures through various funds.

**Capital Projects Fund** - grants and local, state and federal funds as well as unassigned reserves • **Cemetery Fund** - permanent fund from plot sales and funeral services • **Enterprise Fund** - water and sewer services, and stormwater fees • **General Fund** - property taxes, meals and lodging taxes, business licenses and solid waste collections • **Special Revenue Fund** - federal and state grants, as well as other sources, that have restrictive use



Post-pandemic, the Town of Christiansburg continues to make economic gains. Two of the Town's largest revenues, meals and lodging taxes, exceeded pre-pandemic levels in 2022, helped along in part by the new Marketplace Shopping Center, which added 6 new restaurants. The Town continues construction of Christiansburg Huckleberry Park which should be completed in Spring of 2023. It is anticipated that the Town will see an increase in tourism once the Park construction is completed and the Park's amenities are open to the public, which should positively affect meals and lodging taxes in the upcoming years. While the Town continues to budget revenues conservatively, we are optimistic about the Town's economic future and the ability of the Town to be able to continue to fund improvements to infrastructure.

## Projects Substantially Completed in 2022



### Tower Road Improvements FY 2021-2022

Crews installed a traffic light at the intersection of Tower Rd. and Hampton Blvd. This project also included pedestrian signaling as well as sidewalks.



### Arbor Drive Intersection Improvements FY 2021-2022

This project included the construction of a left-turn lane from Arbor Drive, curb and gutter, a sidewalk, accessible ramps, crosswalks, median modifications and a signal head addition.

## Projects in Progress for 2023



### Christiansburg Huckleberry Park Duration: Spring 2021 to Spring 2023

An approx. 50-acre park off Peppers Ferry Road with four full-sized rectangular fields, two picnic pavilions, a splash pad, a small and large dog park, an inclusive playground, an adult fitness zone, a challenge course, nearly two miles of trails, and green space for passive recreation.



### Waterline Replacement Duration: Spring 2021 to Spring 2023

This project will take place on Roanoke St. extending From E. Main St. to Depot St. The existing 8" aged, waterline will be replaced with a new, 12" waterline. This project will also include the replacement of service lines and meters.

## Get Involved in Local Government

We want to hear from our residents. Share your questions and comments on this report and other Town businesses at the following contacts:

### Email the Town Manager

[rwingsfield@christiansburg.org](mailto:rwingsfield@christiansburg.org)

### Email the Treasurer

[vtweedie@christiansburg.org](mailto:vtweedie@christiansburg.org)

### Watch Meetings

[christiansburg.org/YouTube](https://christiansburg.org/YouTube)

### Submit a Public Comment

[christiansburg.org/PublicComment](https://christiansburg.org/PublicComment)



**Follow us!**  
[@CburgVAGov](https://twitter.com/CburgVAGov)



This report is intended to provide meaningful and understandable information about the financial condition and performance of its government to its citizens. For more information, visit AGA on the web at [agacfm.org](https://agacfm.org).

## Helpful Links

**Town of Christiansburg**  
[christiansburg.org](https://christiansburg.org)

**Montgomery County**  
[montva.com](https://montva.com)

**Annual Budget**  
[christiansburg.org/Budget](https://christiansburg.org/Budget)

**Notify Me**  
[christiansburg.org/NotifyMe](https://christiansburg.org/NotifyMe)

**Citizens Alert**  
[christiansburg.org/Alerts](https://christiansburg.org/Alerts)

**Annual Comprehensive Financial Report**  
[christiansburg.org/AnnualReport](https://christiansburg.org/AnnualReport)