



Idaho Department of Fish and Game A Report to Our Citizens

FY 2021

2021 Idaho Department of Fish and Game Organizational Chart



Greg Cameron
Magic Valley Region

To contact and for more information please visit: idfg.idaho.gov/about/commission/members



Tim Murphy
Southwest Region



Dave Bobbitt
Panhandle Region




Derick Attebury
Upper Snake Region



Don Ebert
Clearwater Region



Lane Clezie
Southeast Region



Ron Davies
Salmon Region

COMMISSIONERS



Ed Schriever
Director

Wildlife Fisheries Communication Administration Enforcement

553 Classified Employees.

For more information please visit:
idfg.idaho.gov/about/directory

Who are we?

Our Mission

(Idaho Code Section 36-103)

All wildlife, including all wild animals, wild birds, and fish, within the state of Idaho, is hereby declared to be the property of the state of Idaho. It shall be preserved, protected, perpetuated, and managed. It shall only be captured or taken at such times or places, under such conditions, or by such means, or in such manner, as will preserve, protect, and perpetuate such wildlife, and provide for the citizens of the state and, as by law permitted to others, continued supplies of such wildlife for hunting, fishing and trapping.



In December 2021, Boise-based staffed moved into Idaho Fish and Game's newly constructed headquarters. This is the first time staff has been under one roof in approximately 30 years.

To accomplish our goals...

Goal 1

Sustain Idaho's fish and wildlife and the habitats upon which they depend.

- ✓ 28,948,207 hatchery-raised fish stocked in Idaho waters.
 - FY20: 29,699,863
 - FY19: 29,011,041
- ✓ 84% of deer units and elk zones meeting population objectives.
 - FY20: 87%
 - FY19: 89%
- ✓ 32,626 licenses checked resulting in 3,110 violations.
 - FY20: 45,369/3,727
 - FY19: 53,801/4,060
- ✓ 421,568 acres of F&G Wildlife Management Areas providing critical habitat.
- ✓ Responded to 1,020 depredation complaints and paid 86 claims.
 - FY20: 1,107/84
 - FY19: 1,036/88
- ✓ 3,122 disease cases evaluated by F&G health labs
 - FY20: 3,156
 - FY19: 3,843



Goal 2

Meet the demand for hunting, fishing, trapping and other wildlife recreation.

- ✓ 4,009,294 acres available for hunting, fishing, trapping and wildlife viewing through F&G Access programs.
 - FY 20: 4,015,945
 - FY19: 1,677,639
- ✓ 653,889 hunting, fishing, combo licenses sold.
 - FY20: 651,511
 - FY19: 593,782
- ✓ 72,434 deer and elk harvested in 2020.
 - 2019: 65,761
 - 2018: 74,434
- ✓ 1,621,261 deer and elk hunter days in 2020.
 - 2019: 1,534,402
 - 2018: 1,565,389
- ✓ 14,428 hunter education students certified.
 - FY20: 15,355
 - FY19: 14,771



Goal 3

Improve public understanding of and involvement in fish and wildlife management.

- ✓ 3.98M unique visitors to F&G website.
 - FY20: 3.00M
 - FY19: 2.38M
- ✓ 745,208 visitors to Idaho Hunt and Fish Planner webpages.
 - FY20: 709,392
 - FY19: 624,004
- ✓ 21,818 volunteer service hours.
 - FY20: 25,418
 - FY19: 21,949
- ✓ 5.1M emails delivered.
 - FY20: 6.1M
- ✓ 3,835,212 people reached on Facebook
 - FY20: 3,301,941



Goal 4

Enhance the capability of the Department to manage fish and wildlife and serve the public.

- ✓ New headquarters allows staff to be together for the first time in 30 years
- ✓ 85% of new hires retained after 2 years
 - FY20: 93%
 - FY19: 92%
- ✓ 553 classified employees
 - FY20: 553
 - FY19: 569
- ✓ 86% of job postings received adequate pool of qualified applicants
 - FY20: 88%
 - FY19: 91%
- ✓ New license system met peak demand for nonresident tag sales on December 1, accommodating \$9.26M in sales and 51,241 items sold.



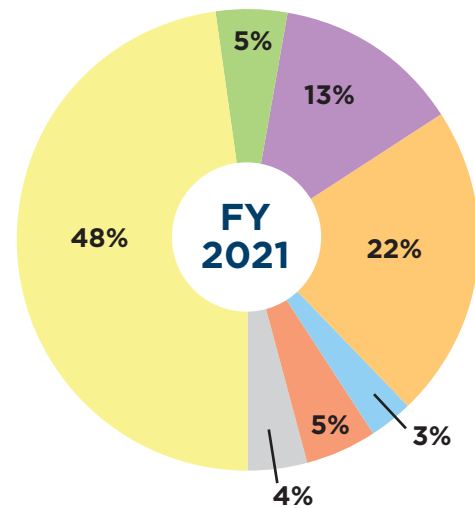
Did You Know?

Idaho Fish and Game does not receive any general funds from state tax dollars. Primary revenue sources comes from the sale of licenses, tags and permits; federal taxes on hunting and fishing equipment; and mitigation payments from hydroelectric dam construction.

Revenue & Expenditures

Revenue	FY 2019	FY 2020	FY 2021
License & Permits	\$48,929,267	\$55,542,699	\$59,837,210
Sportfish Restoration	\$6,015,533	\$6,470,904	\$6,290,761
Wildlife Restoration	\$16,424,095	\$17,371,150	\$16,562,871
Other Federal	\$23,775,908	\$28,210,163	\$27,241,037
State	NA	NA	\$3,395,944
Private & Local	\$9,443,832	\$9,920,480	\$6,092,597
Miscellaneous	\$3,689,330	\$3,016,983	\$5,006,348
Current Year Revenue	\$108,277,965	\$120,532,379	\$124,426,768

Revenue Budget

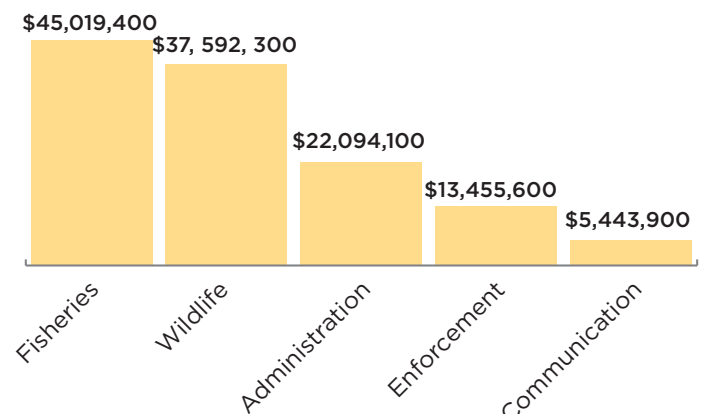


Expenditure	FY 2019	FY 2020	FY 2021
Personnel	\$52,438,000	\$53,138,000	\$51,706,200
Operating	\$41,801,600	\$49,214,200	\$47,159,300
Capital Outlay	10,688,500	\$11,111,000	\$12,462,000
Trustee/Benefit Payments	\$2,366,200	\$1,542,200	\$1,314,400
Total	\$107,294,300	\$115,005,400	\$112,641,900

Sportsman Licenses and Excise Tax Dollars at Work*			
Activity	FY 2019	FY 2020	FY 2021
Population & Habitat Management	\$18M	\$18M	\$24M
Enforcement	\$12M	\$12M	\$12M
Fish Hatchery Operations	\$5M	\$6M	\$6M
Health & Research (Fish & Wildlife)	\$5M	\$6M	\$5M
Sportsman's Access	\$4M	\$4M	\$4M
Depredation / Winterfeeding	\$4M	\$2M	\$3M
Aquatic & Hunter Education	\$1.6M	\$1.7M	\$1.5M
Shooting Range Development	\$1M	\$1M	\$0.5M

*Includes license revenue and federal excise tax on hunting equipment and boat fuel.

Bureau Expenditure Budget, FY 2021



Challenges

Chronic Wasting Disease

Chronic wasting disease (CWD) was detected for the first time in Idaho in two mule deer bucks harvested by hunters in Unit 14 in October 2021. Idaho Fish and Game will continue to monitor and manage CWD in accordance with the 2021 Strategy for Chronic Wasting Disease. Hunters and the general public will be involved in this process as the Fish and Game Commission deliberates future CWD management actions. For more information, please visit idfg.idaho.gov/cwd.

Depredation Claims

Total wildlife depredation claims on private land in FY20 and FY21 exceeded budgeted amounts, resulting in prorated payments to claimants. The department continues to work with landowners on proactive solutions in an effort to reduce wildlife impacts to agriculture.

Conversion to LUMA

The state of Idaho is launching a new enterprise accounting system, known as LUMA, on July 1, 2022. This cloud-based system will replace the existing STARS system that is over 30 years old. While the department is enthusiastic about the opportunities presented, there will be significant changes to the way the department does its financial activities across the spectrum, from operational budgets to high-level financial statements. Plans are being made to leverage the time before launch to most effectively communicate this change across the agency and give employees new tools to do their jobs.



For more information, annual strategic plans, performance reports and recent financial audits, please visit idfg.idaho.gov

**600 S. Walnut
Boise, ID 83712
208-334-3700**



@IdahoFishGame



@IdahoFishandGame



@idfg

